

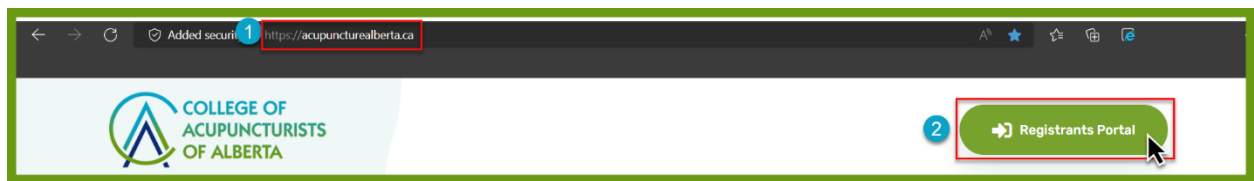
MEMBER PORTAL STEP-BY-STEP GUIDE

Creating an Account

Quick Tips

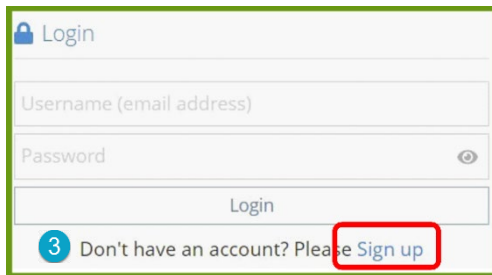
For best functionality: It is recommended that you use the Google Chrome browser to access the member portal for best functionality.

Creating a Member Portal Account

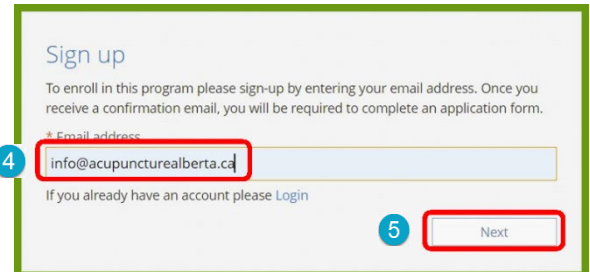


1 Navigate to the College of Acupuncturists of Alberta's website (acupuncturealberta.ca).

2 Click on Registrants Portal.

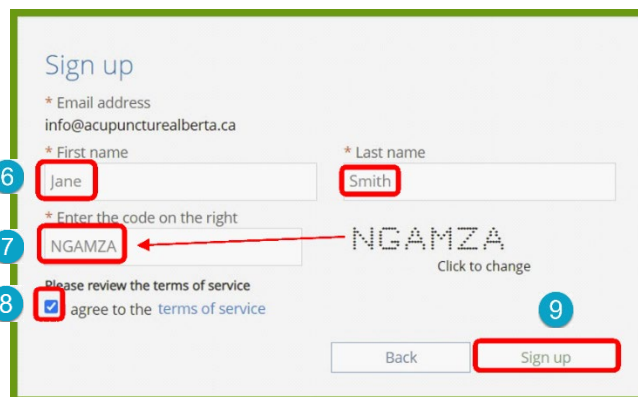


3 Click on Sign up.



4 Type in your email address.

5 Click next.



6 Type in your First name and last name.

7 Type in the code.

8 Review the terms of service and check off "I agree to the terms of service".

9 Click Sign up.

- 10 You will receive an email to confirm your Member Portal account. Click on Complete registration.

Confirm your Alinity account

Hi Jane ,

Thank you for signing up to Alinity™. We have a couple more things we need to know about you before you can log in. Please click the link below to complete your registration:

10 **Complete registration**

Alternatively, you can cut and paste the following URL:

<http://caaTest.alinityapp.com/account/userconfirmation/92F5F51F-3B59-EC11-82CF-000C292A94A8>

- 11 Create your password and click Save.

Complete your profile

Email address
info@acupuncturealberta.ca

First name
Jane

Last name
Smith

* Password
.....

* Confirm password
.....

11 **Save** Cancel

12

Login

info@acupuncturealberta.ca

.....

Login

12

You can now login to your account. Type in your email address and password and click on Login.